



Updated 7/8/10

Products on this list qualify for purchases from the date they are added until the date they are removed. Valid for machines generating 60 grams (2 oz.) or lighter ice cubes, as well as flaked, crushed, or fragmented ice machines that meet the ENERGY STAR® energy efficiency thresholds by Ice harvest (IHR) rate. Only air cooled machines are eligible. Check your utility rebate application for terms and conditions, and effective program dates. Note: only cube machines are eligible for ENERGY STAR®

 Company Name (Website)	Machine Type	Model Number	Condenser	Ice Harvest Rate (lbs/day)	Potable Water Use Rate (gal/100lbs)	Energy Use Rate (kWh/100lb)	Rebate (per unit)	Ice Type
Cornelius (www.cornelius.com)	IMH-A	XAC322	----	269	16.7	7.00	\$50	Cube
Cornelius (www.cornelius.com)	IMH-A	XAC330	----	269	16.7	7.00	\$50	Cube
Cornelius (www.cornelius.com)	IMH-A	CCM0430AF1	----	368	24.4	6.10	\$75	Cube
Cornelius (www.cornelius.com)	IMH-A	CCM0430AH1	----	368	24.4	6.10	\$75	Cube
Cornelius (www.cornelius.com)	IMH-A	CCM0522AF1	----	370	23.1	5.90	\$75	Cube
Cornelius (www.cornelius.com)	IMH-A	CCM0522AH1	----	370	23.1	5.90	\$75	Cube
Cornelius (www.cornelius.com)	IMH-A	CCM1448AF3	----	1131	19.6	5.00	\$200	Cube
Cornelius (www.cornelius.com)	IMH-A	CCM1448AH3	----	1131	19.6	5.00	\$200	Cube
Cornelius (www.cornelius.com)	IMH-A	CCM1448AF2	----	1136	19.9	5.06	\$200	Cube
Cornelius (www.cornelius.com)	IMH-A	CCM1448AH2	----	1136	19.9	5.06	\$200	Cube
Cornelius (www.cornelius.com)	RCU-A	CCM0630RF2	RC06002	502	24.9	6.28	\$125	Cube
Cornelius (www.cornelius.com)	RCU-A	CCM0630RH2	RC06002	502	24.9	6.28	\$125	Cube
Cornelius (www.cornelius.com)	RCU-A	CCM0830RF2	RC08002	768	21.5	5.30	\$125	Cube
Cornelius (www.cornelius.com)	RCU-A	CCM0830RH2	RC08002	768	21.5	5.30	\$125	Cube
Cornelius (www.cornelius.com)	RCU-A	CCM1530RF2	RC14002C	1216	19.5	4.60	\$200	Cube
Cornelius (www.cornelius.com)	RCU-A	CCM1530RH2	RC14002C	1216	19.5	4.60	\$200	Cube


Updated 7/8/10

Products on this list qualify for purchases from the date they are added until the date they are removed. Valid for machines generating 60 grams (2 oz.) or lighter ice cubes, as well as flaked, crushed, or fragmented ice machines that meet the ENERGY STAR® energy efficiency thresholds by Ice harvest (IHR) rate. Only air cooled machines are eligible. Check your utility rebate application for terms and conditions, and effective program dates. Note: only cube machines are eligible for ENERGY STAR®

 Company Name (Website)	Machine Type	Model Number	Condenser	Ice Harvest Rate (lbs/day)	Potable Water Use Rate (gal/100lbs)	Energy Use Rate (kWh/100lb)	Rebate (per unit)	Ice Type
Cornelius (www.cornelius.com)	SC-A	CCU0150AF1	----	112	34	11.80	\$50	Cube
Cornelius (www.cornelius.com)	SC-A	CCU0150AH1	----	112	34	11.80	\$50	Cube
Cornelius (www.cornelius.com)	SC-A	CCU0220AF1	----	175	30.3	8.80	\$50	Cube
Cornelius (www.cornelius.com)	SC-A	CCU0220AH1	----	175	30.3	8.80	\$50	Cube
Cornelius (www.cornelius.com)	SC-A	CCU0300AF1	----	228	32.9	8.60	\$50	Cube
Cornelius (www.cornelius.com)	SC-A	CCU0300AH1	----	228	32.9	8.60	\$50	Cube
Follett (www.follettice.com)	IMH-A	HCC1400A	----	1060	13.2	5.10	\$200	Nugget
Follett (www.follettice.com)	IMH-A	HMC1400A	----	1060	13.2	5.10	\$200	Nugget
Follett (www.follettice.com)	RCU-A	HCD1400N	178640	1120	13.2	4.80	\$200	Nugget
Follett (www.follettice.com)	RCU-A	HCD1400R	178640	1120	13.2	4.80	\$200	Nugget
Follett (www.follettice.com)	RCU-A	HMD1400N	178640	1120	13.2	4.80	\$200	Nugget
Follett (www.follettice.com)	RCU-A	HMD1400R	178640	1120	13.2	4.80	\$200	Nugget
Hoshizaki (www.hoshizakiamerica.com)	IMH-A	KM-320MAH	----	278	18.4	6.90	\$50	Cube
Hoshizaki (www.hoshizakiamerica.com)	IMH-A	F-500BAF-C	----	333	12	6.50	\$75	Flake
Hoshizaki (www.hoshizakiamerica.com)	IMH-A	F-450MAH	----	355	12	6.20	\$75	Flake


Updated 7/8/10

Products on this list qualify for purchases from the date they are added until the date they are removed. Valid for machines generating 60 grams (2 oz.) or lighter ice cubes, as well as flaked, crushed, or fragmented ice machines that meet the ENERGY STAR® energy efficiency thresholds by Ice harvest (IHR) rate. Only air cooled machines are eligible. Check your utility rebate application for terms and conditions, and effective program dates. Note: only cube machines are eligible for ENERGY STAR®

 Company Name (Website)	Machine Type	Model Number	Condenser	Ice Harvest Rate (lbs/day)	Potable Water Use Rate (gal/100lbs)	Energy Use Rate (kWh/100lb)	Rebate (per unit)	Ice Type
Hoshizaki (www.hoshizakiamerica.com)	IMH-A	KM-600MAH	----	503	19.7	5.66	\$125	Cube
Hoshizaki (www.hoshizakiamerica.com)	IMH-A	KML-631MAH	----	589	24	5.30	\$125	Cube
Hoshizaki (www.hoshizakiamerica.com)	IMH-A	KM-1300SAH3	----	1132	23.6	4.90	\$200	Cube
Hoshizaki (www.hoshizakiamerica.com)	IMH-A	KM-1800SAH3	----	1532	21.1	4.60	\$250	Cube
Hoshizaki (www.hoshizakiamerica.com)	RCU-A	KM-515MRH	URC-5F	452	20.8	5.80	\$75	Cube
Hoshizaki (www.hoshizakiamerica.com)	RCU-A	KML-631MRH	URC-9F	589	24	5.30	\$125	Cube
Hoshizaki (www.hoshizakiamerica.com)	RCU-A	F-1001MRH-C	URC-6F	695	12	5.50	\$125	Flake
Hoshizaki (www.hoshizakiamerica.com)	RCU-A	KMD-850MRH	URC-9F	698	19.5	5.40	\$125	Cube
Hoshizaki (www.hoshizakiamerica.com)	RCU-A	KMS-750MLH	SRK-7H	700	15.6	5.60	\$125	Cube
Hoshizaki (www.hoshizakiamerica.com)	RCU-A	KMD-901MRH	URC-9F	775	20	5.30	\$125	Cube
Hoshizaki (www.hoshizakiamerica.com)	RCU-A	KM-1340MRH	URC-14F	1251	18.3	4.50	\$200	Cube
Hoshizaki (www.hoshizakiamerica.com)	RCU-A	KM-1300SRH3	URC-12F	1266	19.8	4.40	\$200	Cube
Hoshizaki (www.hoshizakiamerica.com)	RCU-A	KM-1601MRH3	URC-21F	1392	19.2	4.60	\$200	Cube
Hoshizaki (www.hoshizakiamerica.com)	RCU-A	KM-1601MRH	URC-21F	1422	18.5	4.50	\$200	Cube
Hoshizaki (www.hoshizakiamerica.com)	RCU-A	F-2000MRH-C	URC-20F	1490	12	4.60	\$200	Flake


Updated 7/8/10

Products on this list qualify for purchases from the date they are added until the date they are removed. Valid for machines generating 60 grams (2 oz.) or lighter ice cubes, as well as flaked, crushed, or fragmented ice machines that meet the ENERGY STAR® energy efficiency thresholds by Ice harvest (IHR) rate. Only air cooled machines are eligible. Check your utility rebate application for terms and conditions, and effective program dates. Note: only cube machines are eligible for ENERGY STAR®

 Company Name (Website)	Machine Type	Model Number	Condenser	Ice Harvest Rate (lbs/day)	Potable Water Use Rate (gal/100lbs)	Energy Use Rate (kWh/100lb)	Rebate (per unit)	Ice Type
Hoshizaki (www.hoshizakiamerica.com)	RCU-A	KM-1601SRH	URC-21F	1505	24.9	4.30	\$250	Cube
Hoshizaki (www.hoshizakiamerica.com)	RCU-A	F-2000MRH3-C	URC-20F	1525	12	4.60	\$250	Flake
Hoshizaki (www.hoshizakiamerica.com)	RCU-A	KM-2000SRH3	URC-20F	1748	20	4.40	\$250	Cube
Hoshizaki (www.hoshizakiamerica.com)	RCU-A	KM-2100SRH3	URC-22F	1810	21.1	4.26	\$250	Cube
Hoshizaki (www.hoshizakiamerica.com)	RCU-A	KM-2500SRH3	URC-23F	2250	18.6	4.5	\$250	Cube
ICE-O-Matic (www.iceomatic.com)	IMH-A	ICE0400FT	----	357	25	6.30	\$75	Cube
ICE-O-Matic (www.iceomatic.com)	IMH-A	ICE0400HT	----	357	25	6.30	\$75	Cube
ICE-O-Matic (www.iceomatic.com)	IMH-A	ICE0406FA		358	24	5.95	\$75	Cube
ICE-O-Matic (www.iceomatic.com)	IMH-A	ICE0406HA		358	24	5.95	\$75	Cube
ICE-O-Matic (www.iceomatic.com)	IMH-A	ICE0400FA	----	368	24.4	6.10	\$75	Cube
ICE-O-Matic (www.iceomatic.com)	IMH-A	ICE0400HA	----	368	24.4	6.30	\$75	Cube
ICE-O-Matic (www.iceomatic.com)	IMH-A	ICE0520FA	----	370	23.1	5.90	\$75	Cube
ICE-O-Matic (www.iceomatic.com)	IMH-A	ICE0520HA	----	370	23.1	5.90	\$75	Cube
ICE-O-Matic (www.iceomatic.com)	IMH-A	ICE1407FA	----	1131	19.6	5.00	\$200	Cube
ICE-O-Matic (www.iceomatic.com)	IMH-A	ICE1407HA	----	1131	19.6	5.00	\$200	Cube
ICE-O-Matic (www.iceomatic.com)	IMH-A	ICE1406FA3	----	1136	19.94	5.06	\$200	Cube


Updated 7/8/10

Products on this list qualify for purchases from the date they are added until the date they are removed. Valid for machines generating 60 grams (2 oz.) or lighter ice cubes, as well as flaked, crushed, or fragmented ice machines that meet the ENERGY STAR® energy efficiency thresholds by Ice harvest (IHR) rate. Only air cooled machines are eligible. Check your utility rebate application for terms and conditions, and effective program dates. Note: only cube machines are eligible for ENERGY STAR®

 Company Name (Website)	Machine Type	Model Number	Condenser	Ice Harvest Rate (lbs/day)	Potable Water Use Rate (gal/100lbs)	Energy Use Rate (kWh/100lb)	Rebate (per unit)	Ice Type
ICE-O-Matic (www.iceomatic.com)	IMH-A	ICE1406HA3	----	1136	19.94	5.06	\$200	Cube
ICE-O-Matic (www.iceomatic.com)	RCU-A	ICE0606FR	VRC1061	502	24.9	6.28	\$125	Cube
ICE-O-Matic (www.iceomatic.com)	RCU-A	ICE0606HR	VRC1061	502	24.9	6.28	\$125	Cube
ICE-O-Matic (www.iceomatic.com)	RCU-A	ICE806FR4	VRC2061	790	22.11	5.02	\$125	Cube
ICE-O-Matic (www.iceomatic.com)	RCU-A	ICE806HR4	VRC2061	790	22.11	5.02	\$125	Cube
ICE-O-Matic (www.iceomatic.com)	RCU-A	ICE1007FR4	VRC2061	810	20.2	5.14	\$125	Cube
ICE-O-Matic (www.iceomatic.com)	RCU-A	ICE1007HR4	VRC2061	810	20.2	5.14	\$125	Cube
ICE-O-Matic (www.iceomatic.com)	RCU-A	ICE1506FR	VRC2661	1216	19.5	4.60	\$200	Cube
ICE-O-Matic (www.iceomatic.com)	RCU-A	ICE1506HR	VRC2661	1216	19.5	4.60	\$200	Cube
ICE-O-Matic (www.iceomatic.com)	SC-A	ICEU150FA	----	112	34	11.80	\$50	Cube
ICE-O-Matic (www.iceomatic.com)	SC-A	ICEU150HA	----	112	34	11.80	\$50	Cube
ICE-O-Matic (www.iceomatic.com)	SC-A	ICEU220FA	----	175	30.3	8.80	\$50	Cube
ICE-O-Matic (www.iceomatic.com)	SC-A	ICEU220HA	----	175	30.36	8.80	\$50	Cube
ICE-O-Matic (www.iceomatic.com)	SC-A	ICEU300FA	----	228	32.9	8.60	\$50	Cube
ICE-O-Matic (www.iceomatic.com)	SC-A	ICEU300HA	----	228	32.9	8.60	\$50	Cube
Manitowoc (www.manitowocfsg.com)	IMH-A	SD-0322A	----	250	18	6.90	\$50	Cube


Updated 7/8/10

Products on this list qualify for purchases from the date they are added until the date they are removed. Valid for machines generating 60 grams (2 oz.) or lighter ice cubes, as well as flaked, crushed, or fragmented ice machines that meet the ENERGY STAR® energy efficiency thresholds by Ice harvest (IHR) rate. Only air cooled machines are eligible. Check your utility rebate application for terms and conditions, and effective program dates. Note: only cube machines are eligible for ENERGY STAR®

 Company Name (Website)	Machine Type	Model Number	Condenser	Ice Harvest Rate (lbs/day)	Potable Water Use Rate (gal/100lbs)	Energy Use Rate (kWh/100lb)	Rebate (per unit)	Ice Type
Manitowoc (www.manitowocfsg.com)	IMH-A	SY-0324A	----	250	18	6.90	\$50	Cube
Manitowoc (www.manitowocfsg.com)	IMH-A	SY-0424A	----	355	18	6.50	\$75	Cube
Manitowoc (www.manitowocfsg.com)	IMH-A	SY-0454A	----	365	18	6.30	\$75	Cube
Manitowoc (www.manitowocfsg.com)	IMH-A	SD-0602A	----	540	20	5.60	\$125	Cube
Manitowoc (www.manitowocfsg.com)	IMH-A	SY-0604A	----	540	20	5.60	\$125	Cube
Manitowoc (www.manitowocfsg.com)	IMH-A	SN-650N	----	581	12	5.50	\$125	Nugget
Manitowoc (www.manitowocfsg.com)	IMH-A	SY-0854A	----	725	18	5.30	\$125	Cube
Manitowoc (www.manitowocfsg.com)	IMH-A	SD-1402A	----	1170	22.5	4.88	\$200	Cube
Manitowoc (www.manitowocfsg.com)	IMH-A	SD-1402A3		1170	22.5	4.83	\$200	Cube
Manitowoc (www.manitowocfsg.com)	IMH-A	SY-1404A		1200	22.5	4.88	\$200	Cube
Manitowoc (www.manitowocfsg.com)	IMH-A	SY-1404A3		1200	22.5	4.83	\$200	Cube
Manitowoc (www.manitowocfsg.com)	RCU-A	IB-0682DC	CVD-0685	550	21.6	5.78	\$125	Cube
Manitowoc (www.manitowocfsg.com)	RCU-A	IB-0682DC	CVD-06853	550	21.6	5.78	\$125	Cube
Manitowoc (www.manitowocfsg.com)	RCU-A	IB-0684YC	CVD-0685	555	21.6	5.80	\$125	Cube
Manitowoc (www.manitowocfsg.com)	RCU-A	IB-0684YC	CVD-06853	555	21.6	5.80	\$125	Cube
Manitowoc (www.manitowocfsg.com)	RCU-A	SD-0692N	JC-0895	570	20	5.90	\$125	Cube


Updated 7/8/10

Products on this list qualify for purchases from the date they are added until the date they are removed. Valid for machines generating 60 grams (2 oz.) or lighter ice cubes, as well as flaked, crushed, or fragmented ice machines that meet the ENERGY STAR® energy efficiency thresholds by Ice harvest (IHR) rate. Only air cooled machines are eligible. Check your utility rebate application for terms and conditions, and effective program dates. Note: only cube machines are eligible for ENERGY STAR®

 Company Name (Website)	Machine Type	Model Number	Condenser	Ice Harvest Rate (lbs/day)	Potable Water Use Rate (gal/100lbs)	Energy Use Rate (kWh/100lb)	Rebate (per unit)	Ice Type
Manitowoc (www.manitowocfsg.com)	RCU-A	SY-0694N	JC-0895	570	20	5.90	\$125	Cube
Manitowoc (www.manitowocfsg.com)	RCU-A	SD-0892N3	JC-0895	645	18	5.70	\$125	Cube
Manitowoc (www.manitowocfsg.com)	RCU-A	IB-0824YC	CVD-0885	690	18	5.60	\$125	Cube
Manitowoc (www.manitowocfsg.com)	RCU-A	IB-0824YC	CVD-0883	690	18	5.60	\$125	Cube
Manitowoc (www.manitowocfsg.com)	RCU-A	SY-0874C	CVD-0885	705	18	5.50	\$125	Cube
Manitowoc (www.manitowocfsg.com)	RCU-A	SY-0874C	CVD-08853	705	18	5.50	\$125	Cube
Manitowoc (www.manitowocfsg.com)	RCU-A	SY-0894N	JC-0895	750	18	5.30	\$125	Cube
Manitowoc (www.manitowocfsg.com)	RCU-A	SY-0894N3	JC-0895	750	18	5.20	\$125	Cube
Manitowoc (www.manitowocfsg.com)	RCU-A	SD-1072C	CVD-1085	800	19	5.10	\$125	Cube
Manitowoc (www.manitowocfsg.com)	RCU-A	SD-1072C	CVD-10853	800	19	5.10	\$125	Cube
Manitowoc (www.manitowocfsg.com)	RCU-A	SY-1074C	CVD-1085	850	18	5.00	\$125	Cube
Manitowoc (www.manitowocfsg.com)	RCU-A	SY-1074C	CVD-10853	850	18	5.00	\$125	Cube
Manitowoc (www.manitowocfsg.com)	RCU-A	SD-1492N3	JC-1395	1210	22.5	4.45	\$200	Cube
Manitowoc (www.manitowocfsg.com)	RCU-A	SD-1492N	JC-1395	1210	22.5	4.52	\$200	Cube
Manitowoc (www.manitowocfsg.com)	RCU-A	SY-1494N	JC-1395	1230	22.5	4.52	\$200	Cube
Manitowoc (www.manitowocfsg.com)	RCU-A	SY-1494N3	JC-1395	1230	22.5	4.45	\$200	Cube


Updated 7/8/10

Products on this list qualify for purchases from the date they are added until the date they are removed. Valid for machines generating 60 grams (2 oz.) or lighter ice cubes, as well as flaked, crushed, or fragmented ice machines that meet the ENERGY STAR® energy efficiency thresholds by Ice harvest (IHR) rate. Only air cooled machines are eligible. Check your utility rebate application for terms and conditions, and effective program dates. Note: only cube machines are eligible for ENERGY STAR®

 Company Name (Website)	Machine Type	Model Number	Condenser	Ice Harvest Rate (lbs/day)	Potable Water Use Rate (gal/100lbs)	Energy Use Rate (kWh/100lb)	Rebate (per unit)	Ice Type
Manitowoc (www.manitowocfsg.com)	RCU-A	SD-1892N	JC-1395	1510	20	4.60	\$250	Cube
Manitowoc (www.manitowocfsg.com)	RCU-A	SD-1892N3	JC-1395	1510	20	4.50	\$250	Cube
Manitowoc (www.manitowocfsg.com)	RCU-A	QY-1894S3	JC-1895	1520	20	4.57	\$250	Cube
Manitowoc (www.manitowocfsg.com)	RCU-A	SY-1894N	JC-1395	1540	20	4.59	\$250	Cube
Manitowoc (www.manitowocfsg.com)	RCU-A	SY-1894N3	JC-1395	1540	20	4.55	\$250	Cube
Manitowoc (www.manitowocfsg.com)	RCU-A	SD-3072C	CVD-30853	2350	19.7	4.64	\$250	Cube
Manitowoc (www.manitowocfsg.com)	SC-A	QD-0212A	----	155	33.5	9.90	\$50	Cube
Manitowoc (www.manitowocfsg.com)	SC-A	QY-0214A	----	155	33.5	9.90	\$50	Cube
Manitowoc (www.manitowocfsg.com)	SC-A	QD-0272A	----	215	32.4	9.00	\$50	Cube
Manitowoc (www.manitowocfsg.com)	SC-A	QY-0274A	----	215	32.4	9.00	\$50	Cube
Scotsman (www.scotsman-ice.com)	IMH-A	C0830MA-3#	----	724	21.6	5.30	\$125	Cube
Scotsman (www.scotsman-ice.com)	IMH-A	C0830MA-32#	----	724	21.6	5.30	\$125	Cube
Scotsman (www.scotsman-ice.com)	IMH-A	C0830SA-3#	----	724	21.6	5.30	\$125	Cube
Scotsman (www.scotsman-ice.com)	IMH-A	C0830SA-32#	----	724	21.6	5.30	\$125	Cube
Scotsman (www.scotsman-ice.com)	RCU-A	C0630MR-32#	ERC311-32#	616	18.7	5.80	\$125	Cube
Scotsman (www.scotsman-ice.com)	RCU-A	C0630SR-32#	ERC311-32#	616	18.7	5.80	\$125	Cube


Updated 7/8/10

Products on this list qualify for purchases from the date they are added until the date they are removed. Valid for machines generating 60 grams (2 oz.) or lighter ice cubes, as well as flaked, crushed, or fragmented ice machines that meet the ENERGY STAR® energy efficiency thresholds by Ice harvest (IHR) rate. Only air cooled machines are eligible. Check your utility rebate application for terms and conditions, and effective program dates. Note: only cube machines are eligible for ENERGY STAR®

 Company Name (Website)	Machine Type	Model Number	Condenser	Ice Harvest Rate (lbs/day)	Potable Water Use Rate (gal/100lbs)	Energy Use Rate (kWh/100lb)	Rebate (per unit)	Ice Type
Scotsman (www.scotsman-ice.com)	RCU-A	FME 804RS	ERC101-1A	625	12	5.70	\$125	Flake
Scotsman (www.scotsman-ice.com)	RCU-A	EH222ML-1	C0800CP-32#, 3# ERC680-32#	700	18	5.50	\$125	Cube
Scotsman (www.scotsman-ice.com)	RCU-A	EH222SL-1	C0800CP-32#, 3# ERC680-32#	700	18	5.50	\$125	Cube
Scotsman (www.scotsman-ice.com)	RCU-A	C1030MR-3#,	ERC311-32#	851	18.2	5.00	\$125	Cube
Scotsman (www.scotsman-ice.com)	RCU-A	C1030MR-32#,	ERC311-32#	851	18.2	5.00	\$125	Cube
Scotsman (www.scotsman-ice.com)	RCU-A	C1030SR-3#,	ERC311-32#	851	18.2	5.00	\$125	Cube
Scotsman (www.scotsman-ice.com)	RCU-A	C1030SR-32#,	ERC311-32#	851	18.2	5.00	\$125	Cube
Scotsman (www.scotsman-ice.com)	RCU-A	EH430ML-1#	C1410CP-32#,3# ERC1086-32#	1200	18.5	4.70	\$200	Cube
Scotsman (www.scotsman-ice.com)	RCU-A	EH430SL-1#	C1410CP-32#,3# ERC1086-32#	1200	18.5	4.70	\$200	Cube
Scotsman (www.scotsman-ice.com)	RCU-A	EH330SL-1#	C1200CP-3# ERC1086-32#	1230	17.4	4.80	\$200	Cube
Scotsman (www.scotsman-ice.com)	RCU-A	EH330SL-1#	C1200CP-32# ERC1086-32#	1230	17.4	4.80	\$200	Cube
Scotsman (www.scotsman-ice.com)	RCU-A	EH430ML-1#	C1800CP-32#,3# ERC2086-32#	1567	17.6	4.60	\$250	Cube

Updated 7/8/10

Products on this list qualify for purchases from the date they are added until the date they are removed. Valid for machines generating 60 grams (2 oz.) or lighter ice cubes, as well as flaked, crushed, or fragmented ice machines that meet the ENERGY STAR® energy efficiency thresholds by Ice harvest (IHR) rate. Only air cooled machines are eligible. Check your utility rebate application for terms and conditions, and effective program dates. Note: only cube machines are eligible for ENERGY STAR®

 Company Name (Website)	Machine Type	Model Number	Condenser	Ice Harvest Rate (lbs/day)	Potable Water Use Rate (gal/100lbs)	Energy Use Rate (kWh/100lb)	Rebate (per unit)	Ice Type
Scotsman (www.scotsman-ice.com)	RCU-A	EH430SL-1#	C1410CP-32#,3# ERC1086-32#	1567	17.6	4.60	\$250	Cube
Scotsman (www.scotsman-ice.com)	RCU-A	EH430SL-1#	C1800CP-32#,3# ERC2086-32#	1567	17.6	4.60	\$250	Cube
Scotsman (www.scotsman-ice.com)	SC-A	CU1526MA-1#	----	110	18	11.50	\$50	Cube
Scotsman (www.scotsman-ice.com)	SC-A	CU1526SA-1#	----	110	18	11.50	\$50	Cube
Scotsman (www.scotsman-ice.com)	SC-A	CU2026MA-1#	----	155	18	9.70	\$50	Cube
Scotsman (www.scotsman-ice.com)	SC-A	CU2026SA-1#	----	155	18	9.70	\$50	Cube
Scotsman (www.scotsman-ice.com)	SC-A	CU2026MA-32#	----	155	18	9.70	\$50	Cube
Scotsman (www.scotsman-ice.com)	SC-A	CU2026SA-32#	----	155	18	9.70	\$50	Cube
Scotsman (www.scotsman-ice.com)	SC-A	CU3030MA-1#	----	217	18	8.50	\$50	Cube
Scotsman (www.scotsman-ice.com)	SC-A	CU3030SA-1#	----	217	18	8.50	\$50	Cube
Scotsman (www.scotsman-ice.com)	SC-A	CU3030MA-32#	----	217	18	8.50	\$50	Cube
Scotsman (www.scotsman-ice.com)	SC-A	CU3030SA-32#	----	217	18	8.50	\$50	Cube